

No part of the candidate evidence in this exemplar material may be presented in an external assessment for the purpose of gaining credits towards an NCEA qualification.

2

91173



911730



NEW ZEALAND QUALIFICATIONS AUTHORITY
MANA TOHU MĀTAURANGA O AOTEAROA

QUALIFY FOR THE FUTURE WORLD
KIA NOHO TAKATŪ KI TŌ ĀMUA AO!

SUPERVISOR'S USE ONLY

Level 2 Physics, 2016

91173 Demonstrate understanding of electricity and electromagnetism

9.30 a.m. Tuesday 15 November 2016
Credits: Six

Achievement	Achievement with Merit	Achievement with Excellence
Demonstrate understanding of electricity and electromagnetism.	Demonstrate in-depth understanding of electricity and electromagnetism.	Demonstrate comprehensive understanding of electricity and electromagnetism.

Check that the National Student Number (NSN) on your admission slip is the same as the number at the top of this page.

You should attempt ALL the questions in this booklet.

Make sure that you have Resource Sheet L2-PHYSR.

In your answers use clear numerical working, words and/or diagrams as required.

Numerical answers should be given with an appropriate SI unit.

If you need more space for any answer, use the page(s) provided at the back of this booklet and clearly number the question.

Check that this booklet has pages 2–8 in the correct order and that none of these pages is blank.

YOU MUST HAND THIS BOOKLET TO THE SUPERVISOR AT THE END OF THE EXAMINATION.

Excellence

TOTAL

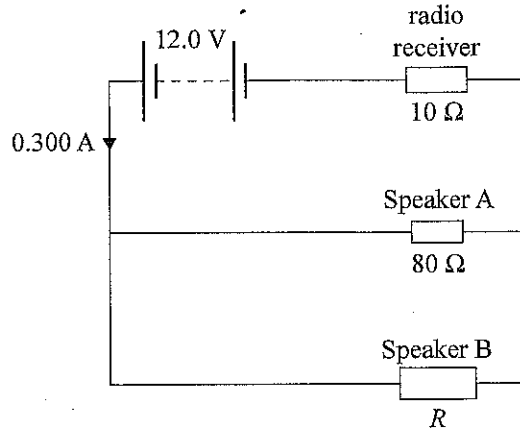
20

ASSESSOR'S USE ONLY

QUESTION ONE: DC

ASSESSOR'S
USE ONLY

A car radio can be modelled by the use of resistors. One resistor can be used to model the radio receiver. Two different-sized resistors can be used to model two different-sized speakers. The circuit is shown below. The resistance of the radio receiver is $10\ \Omega$, and the resistance of the small speaker is $80\ \Omega$. The current from the car battery is $0.300\ \text{A}$.



- (a) Calculate the voltage across the radio receiver.

$$V = 0.3 \times 10 \quad V = 3\text{V}$$

- (b) Calculate the current passing through Speaker A.

$$V = 12 - 3 \quad V = 9 \quad I = \frac{9}{80} \quad I = 0.113\text{A}$$

- (c) Speaker B uses more power than Speaker A.

Compare the resistance of Speaker B with the resistance of Speaker A.

No calculations are required.

Speaker A and B both get 9 Volts $P = IV$
 $P \uparrow$ $V = \text{constant}$ $R \downarrow$ decrease $\rightarrow P = \frac{V^2}{R}$

- (d) The 12 V car battery can be connected to a car's headlight. One of the bulbs in the car's headlight is rated 12 V, 60 W. A normal household bulb is rated 240 V, 60 W, and is connected to the 240 V household supply.

- (i) Carry out calculations to explain which bulb (the car's headlight bulb or a normal household bulb) has more current passing through it.

$$\frac{60}{12} = 5$$

$$\frac{60}{240} = 0.25$$

- (ii) Discuss how the brightness of the car's headlight bulb compares with that of the normal household bulb.

Assume both bulbs are the same type.

Power = brightness

Same power same brightness

ASSESSOR'S
USE ONLY

e.

EG

QUESTION TWO: STATIC ELECTRICITY

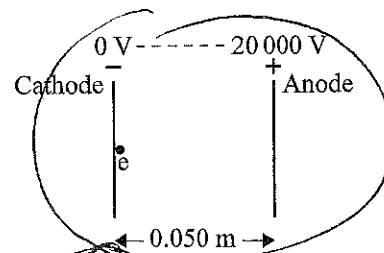
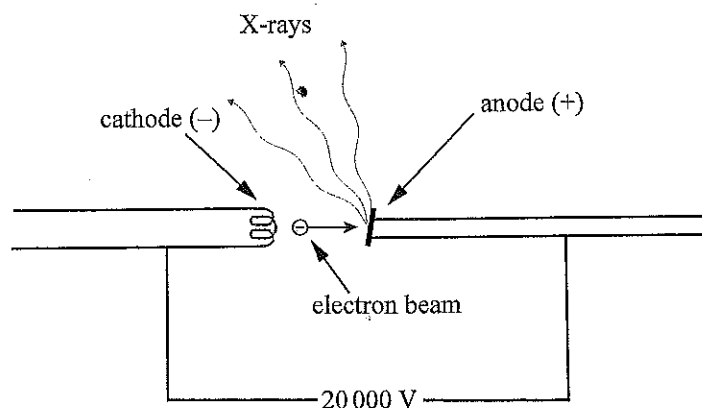
ASSESSOR'S
USE ONLY

In an X-ray machine, a heating element releases electrons from a negatively charged plate called the cathode. The electrons are then accelerated by an electric field that exists between the cathode and a positively charged tungsten plate called the anode.

The cathode and the anode are connected to a high voltage source of 20 000 V. The distance between the cathode and anode plates is 0.050 m. The beam of electrons causes X-rays to be released from the anode.

Charge on an electron = 1.60×10^{-19} C

Mass of an electron = 9.11×10^{-31} kg



The diagram on the right shows the arrangement to accelerate the electrons as they leave the cathode.

- (a) Calculate the electric field strength between the plates, and state its direction.

$$\frac{20,000}{0.05} = 400,000$$

Direction not given

- (b) State what type of energy an electron would have at the cathode (negative plate), and what would happen to that energy as the electron moved towards the anode (positive plate).

Electrostatic potential goes to kinetic energy

- (c) Calculate the speed of the electron as it reaches the anode (positive plate).

$$Eqd = \frac{1}{2}mv^2$$

$$4 \times 10^5 \times 1.6 \times 10^{-19} \times 0.05 = \frac{1}{2} \times 9.1 \times 10^{-31} \times (v^2)$$

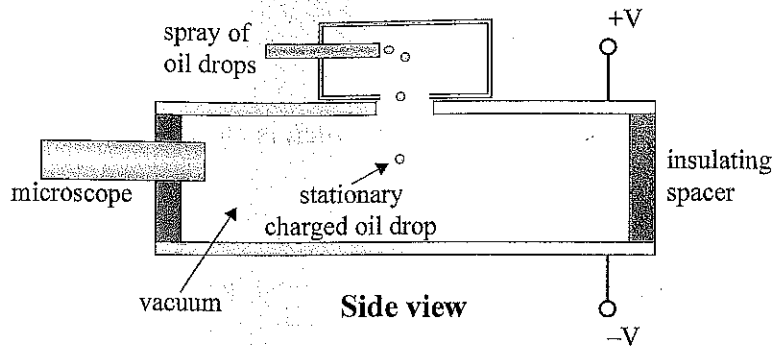
$$\therefore v = 8.39 \times 10^7 \text{ ms}^{-1}$$

ASSESSOR'S
USE ONLY

m

- (d) In 1909 Millikan used two oppositely charged metal plates to keep a charged oil drop falling at terminal velocity when he was experimenting to find the charge of an electron. A modified form of his experiment keeps an oil drop stationary.

The diagram below shows part of the equipment.



Discuss how it was possible to make the oil drop stationary between the plates.

In your comprehensive answer you should

- identify the forces acting on the oil drop
- describe how the forces can combine to cause the oil drop to be stationary
- explain what **type** of charge the oil drop must have in order to remain stationary.

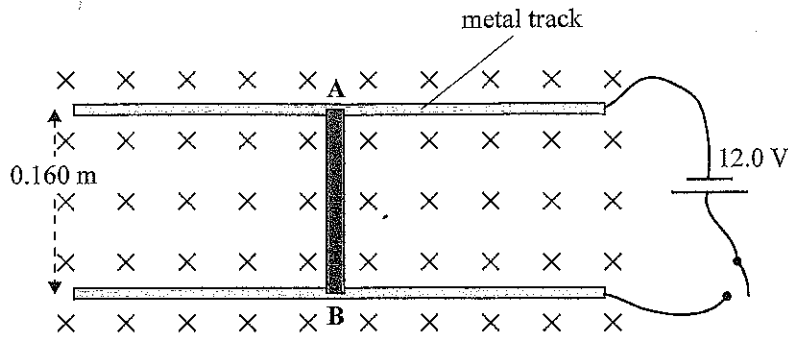
~~F_w~~ weight force down, electric force upwards
these forces are equal and opposite
the charge on the oil drop must be Positive
because it needs to attract to the top plate

• Forces identified,
charge on drop
incorrectly identified

m

m6

QUESTION THREE: ELECTROMAGNETISM

ASSESSOR'S
USE ONLY

A metal rod AB of length 0.160 m is free to slide, without friction, on two parallel metal tracks. The two tracks are connected to a 12.0 V battery so that the rod and the tracks form a closed circuit when the switch is closed. The rod AB has a resistance of 20.0Ω , and the tracks have negligible resistance. A uniform magnetic field, of strength $1.50 \times 10^{-3} \text{ T}$, is applied perpendicular to the plane of this circuit.

When the switch is closed, the rod AB moves.

- (a) In what direction does the rod AB move when the switch is closed?

Right

incorrect direction

- (b) Calculate the size of the force experienced by the rod AB.

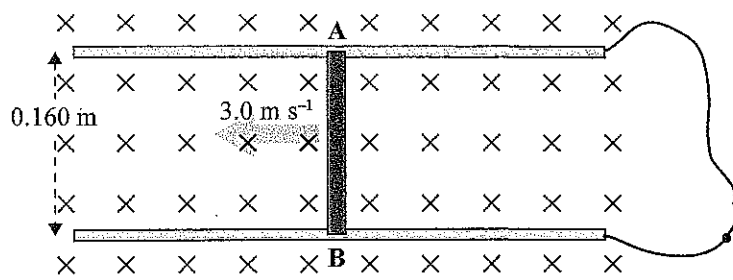
$$I = \frac{12}{20} \quad I = 0.6 \text{ A}$$

$$F = BIL$$

$$F = 1.5 \times 10^{-3} \times 0.6 \times 0.16$$

$$= 1.44 \times 10^{-4} \text{ N}$$

The battery is removed and replaced by a conducting wire, as shown below. The rod AB is pushed to the left at a constant speed of 3.0 m s^{-1} .



- (c) Explain why a voltage is induced.

The wire cuts the field making an induced voltage.

needs to state charge separation

- (d) Calculate the size and direction of the induced current (conventional current) flowing through the metal rod when it is moved to the left with a constant speed of 3.0 m s^{-1} .

$$V = 1.5 \times 10^{-3} \times 3 \times 0.16$$

$$= 7.2 \times 10^{-4} \text{ V}$$

$$I = \frac{7.2 \times 10^{-4}}{20}$$

$$= 3.6 \times 10^{-5}$$

Direction is ~~ant~~ anticlockwise

9.

e.

M6